



AR51-M

PLATE HEAT EXCHANGER FRAME



QUALITY

- + Skillfully crafted to 3A sanitary standards
- + Operating pressures up to 200 psig [14 bar]
- + Made in the USA

DEPENDABILITY

- + Time tested, stainless steel clad twin spindle design - available in multiple leg heights
- + Even closing, easy maintenance
- + Built for full sanitary wash-down environment

RELIABILITY

- + Rugged and proven design - numerous installations over many years
- + Fixed End and Follower are 6" steel clad in heavy 14 gauge stainless steel material
- + Reinforced weldments provide a sturdy design for long frame life

EXPANDABILITY

- + Frames supplied for plate expandability
- + All eight ports supplied as standard for future duty expansions
- + Terminals available to safely separate heating, cooling or regeneration sections

PLATES

- + Pro5 or Pro5Plus plates measure 611/4"x163/8" [1556 x 416 mm] -Made in the USA
- + Made of a heavy 0.9mm (Pro5) or 0.7mm (Pro5Plus) thick, 316 stainless steel with a high quality sanitary finish
- + Features an improved heat transfer pattern and a wide gap to resist fouling
- + Line-contact support points to increase the life of the plate
- + Increased entrance area crosssection to decrease pressure loss
- + Solid metal-to-metal contact to allow high operational pressures

**BUILDING
THE BEST.
SERVICING
THE REST.**

WESTERN

3109 NE 230th Avenue
Fairview, OR 97024
+1.503.774.7342
+1.800.715.8820
FAX +1.503.774.2550

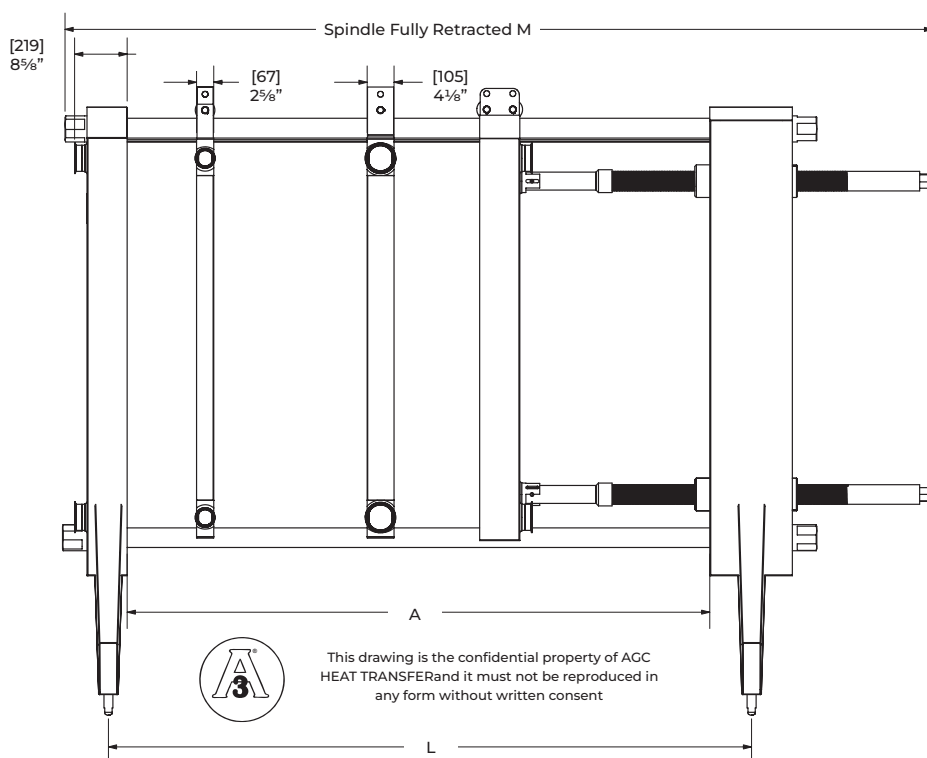
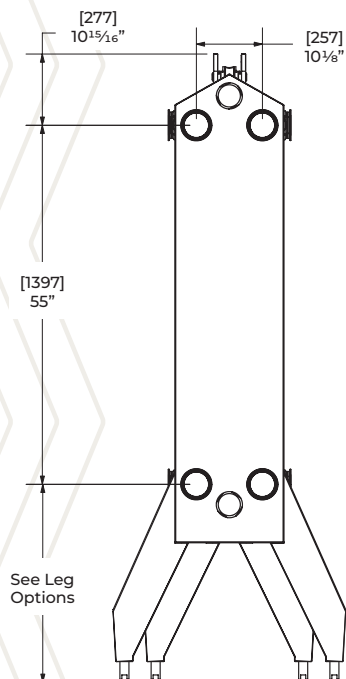
MIDWEST

8400 Lakeview Parkway
Suite 700
Pleasant Prairie, WI 53158
+1.847.301.6890
+1.888.489.8820

EASTERN

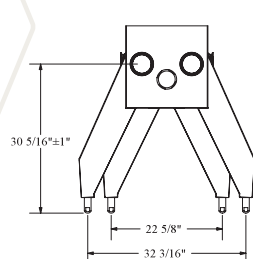
10129 Piper Lane
Bristow, VA 20136
+1.703.257.1660
+1.800.825.8820
FAX +1.703.330.7940

See us on the web at www.AGCHeatTransfer.com

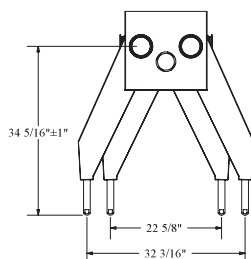


This drawing is the confidential property of AGC HEAT TRANSFER and it must not be reproduced in any form without written consent

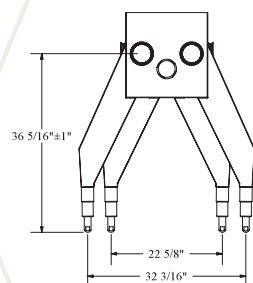
LEG OPTIONS



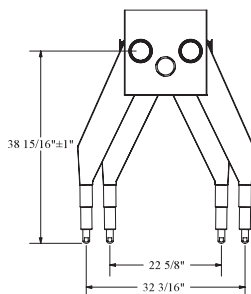
AR51-M-S1



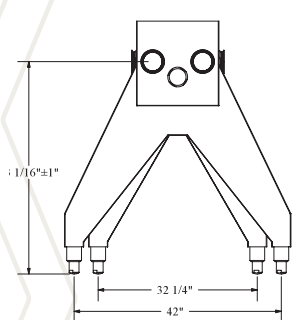
AR51-M-S2



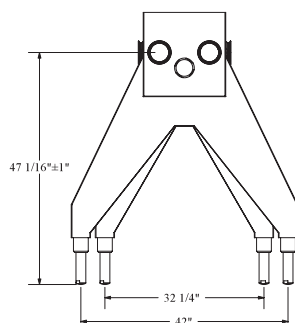
AR51-M-S3



AR51-M-S4



AR51-M-E1



AR51-M-E2

FRAME SIZE	BALL FOOT CENTER (L)	RAIL LENGTH (A)	FULLY OPEN (M)
1	58 3/4" [1480]	48 3/4" [1238]	105 7/8" [2689]
2	71 1/4" [1810]	61 3/4" [1568]	118 7/8" [3019]
3	82 1/4" [2089]	72 3/4" [1848]	129 7/8" [3299]
4	91 1/4" [2318]	81 3/4" [2076]	138 7/8" [3527]
5	98 3/4" [2508]	89 3/4" [2267]	146 3/8" [3718]
6	112" [2845]	102 1/2" [2603]	159 5/8" [4054]
7	123" [3124]	113 1/2" [2883]	182 7/8" [4639]
8	133 1/4" [3386]	123 3/4" [3143]	192 7/8" [4899]
9	140" [3556]	130 1/2" [3315]	199 5/8" [5070]
10	147 1/4" [3740]	137 3/4" [3499]	206 7/8" [5255]
11	158 3/4" [4020]	148 3/4" [3524]	217 7/8" [5534]
12	170 3/4" [4324]	160 3/4" [4083]	229 7/8" [5839]
13	182 1/4" [4629]	172 3/4" [4388]	241 7/8" [6144]
14	194 1/4" [4934]	184 3/4" [4693]	253 7/8" [6448]
15	206 1/4" [5239]	196 3/4" [4997]	265 7/8" [6753]

GENERAL INFORMATION

	PRO5	PRO5PLUS
Plate & Gasket Weight	11.25 lbs / 5.10 kg	8 lbs. / 3.62 kg 5 lbs Titanium / 2.27 kg
Plate Capacity	0.72 US Gallons / 2.72 l	0.45 US Gallons / 1.70 l
Heat Transfer Area	5.6 ft2 / 0.52 m ²	5.2 ft2 / 0.48 m ²
Plate Thickness	0.9 mm 316 S.S	0.7 mm 316 S.S. 0.6 mm Titanium
Frame Weight (according to size)	3700-4800 lbs/1678-2177 kg	
Frame Connections	4" Sanitary Clamp	
Terminal Connections	2 1/2" or 4" Sanitary Clamp	
Terminal Weight (standard or wide)	310 - 430 lbs / 141 - 195 kg	